



OneM2M Website Analytics

Estelle Mancini, MARCOM Secretary
24 June 2021

Figures

2021 vs. 2020

(Period from 1 to 21 June)

Users

280.15%

1,532 vs 403



Page Views

269.18%

6,505 vs 1,762













Page views

Page	Page Views
/	1,529
/using-onem2m/what-is-onem2m	673
/using-onem2m/developers/basics	462
/technical/published-specifications	428
/technical	425
/using-onem2m/developers	302
/using-onem2m/devices-examples	183
/harmonization-m2m	167
/using-onem2m/developers/api	153
/membership	127

Demographics

1 to 21 June 2021

TOP 10 Countries

Country ?	Acquisition
	Users ? ↓
	1,532 % of Total: 100.00% (1,532)
1.  India	409 (26.56%)
2.  South Korea	180 (11.69%)
3.  United States	157 (10.19%)
4.  France	116 (7.53%)
5.  China	79 (5.13%)
6.  Germany	76 (4.94%)
7.  Japan	51 (3.31%)
8.  Italy	44 (2.86%)
9.  Singapore	36 (2.34%)
10.  United Kingdom	32 (2.08%)